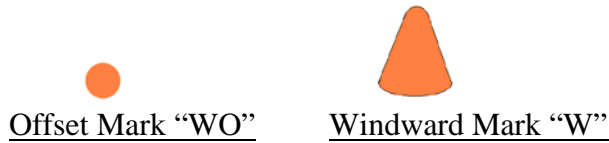






Attachment 1

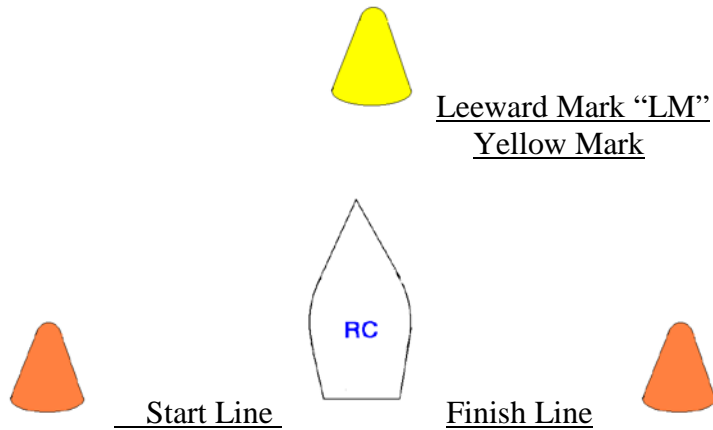
EYC “Jack Frost” Course Diagram 2009/2010



Courses


- | | | |
|----|---|---|
| 1) |  | Start – W – WO – Finish |
| 2) |  | Start – W – WO – LM – W – WO – Finish |
| 3) |  | Start – W – WO – LM – W – WO – LM – W – WO – Finish |
| 4) |  | Start – W – WO – LM – W – WO – LM – W – WO – LM – W – WO – Finish |

* All Marks taken to port



Start/Finish Lines are restricted except when preparing to start, starting or finishing.
Mark Positions are for illustration only and are not to scale.


Attachment 2
EYC “Jack Frost” Fleet
Starting Order 2009/2010 Races




Fleet A (PHRF A) 130 and Under



Fleet C Olson 25



Fleet D SF 30's



Fleet E (PHRF B) 131 and Over, Santana 22 Class
will be scored separately

A second race will be run for all fleets, weather and time permitting.